

Total Synthesis of Paracaseolide A

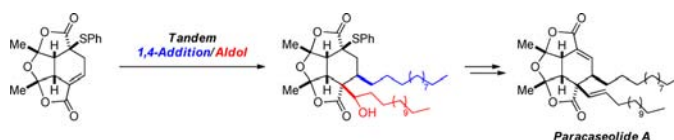
Tezcan Guney and George A. Kraus*

Department of Chemistry, Iowa State University, Ames, Iowa 50011, United States

gakraus@iastate.edu

Received December 17, 2012

ABSTRACT

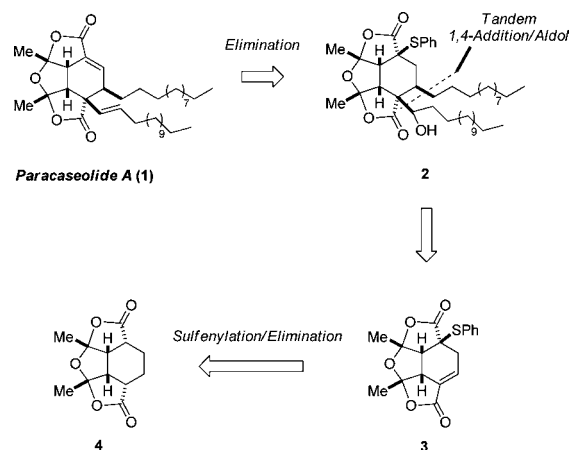


The total synthesis of paracaseolide A, a valuable cell-cycle progression inhibitor, was accomplished in 8 steps from known compounds, with 6.6% overall yield. The synthetic strategy creates strong potential for diversification.

Paracaseolide A (**1**) was isolated in 2011 from the stem bark of the Chinese mangrove *Sonneratia paracaseolaris* by the Guo group.¹ Their analysis identified **1** as an effective inhibitor against dual specificity phosphatase CDC25B with an IC₅₀ value of 6.44 μ M.² Cell division cycle 25 (CDC25) phosphatases play a crucial role in regulating cell-cycle progression.² Small molecule inhibitors such as quinones and thiazolones have already proven effective toward slowing the growth of cancerous cells.² With its unique tetracyclic molecular architecture compared to previously reported inhibitors, coupled with our earlier work in the area,³ **1** attracted our attention as a synthetic challenge. Although a synthesis of **1** was recently described⁴ based on the likely biosynthesis, our route is concise, strategically distinct, and flexible toward the generation of analogs. Obtaining suitable quantities of paracaseolide A and other analogs would greatly advance the creation of a structure–activity profile.

We recognized that the tetraquinane oxa-cage bis-lactone structure was characterized by a concave and convex surface, which we could use to our advantage to introduce functionality in a stereocontrolled manner. We envisioned that **1** would arise from a tandem vicinal difunctionalization of an α,β -unsaturated lactone **3** to form **2**, followed by elimination to install the requisite unsaturation (Scheme 1).

Scheme 1. Retrosynthetic Analysis



We utilized the symmetric bis-lactone **4**, prepared according to Wu and co-workers,⁵ which was advantageous in the concise realization of **1**.

Our synthesis begins with enedione **5**, prepared by oxidation of 2,5-dimethylfuran (Scheme 2).⁵ A Diels–Alder reaction of **5** with 1,3-cyclohexadiene followed by ozonolysis and oxidation of the hemiacetal with PCC provided the symmetrical bis-lactone **4** in 20% yield over three steps.⁵ Functionalization of **4** via an enolate intermediate

(1) Chen, X.-L.; Liu, H.-L.; Li, J.; Xin, G.-R.; Guo, Y.-W. *Org. Lett.* **2011**, *13*, 5032.

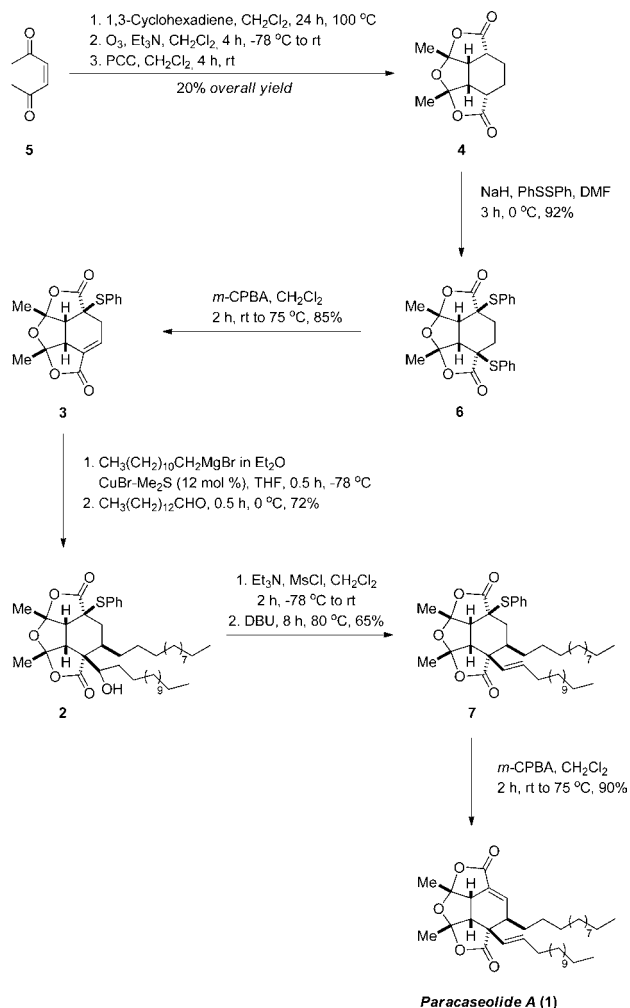
(2) (a) Huang, W.; Li, J.; Zhang, W.; Zhou, Y.; Xie, C.; Luo, Y.; Li, Y.; Wang, J.; Li, J.; Lu, W. *Bioorg. Med. Chem.* **2006**, *16*, 1905. (b) Lavecchia, A.; Giovanni, C. D.; Novellino, E. *Mini-Rev. Med. Chem.* **2012**, *12*, 62.

(3) Kraus, G. A.; Gupta, V.; Mokhtarian, M.; Mehanovic, S.; Nilsen-Hamilton, M. *Bioorg. Med. Chem.* **2010**, *18*, 6316.

(4) Noutsias, D.; Vassilikogiannakis, G. *Org. Lett.* **2012**, *14*, 3565.

(5) (a) Lin, C.-C.; Wu, H.-J. *J. Chin. Chem. Soc.* **1995**, *42*, 815. All ¹H and ¹³C NMR characterization data matched their reported values. (b) Alternatively, MMPP can be used for the oxidation of 2,5-dimethylfuran: Dominguez, C.; Csaky, A. G.; Plumet, J. *Tetrahedron Lett.* **1990**, *31*, 7669.

Scheme 2. Synthesis of Paracaseolide A



presented multiple challenges, since the compound was only soluble in halogenated solvents and highly polar solvents such as DMF, but not in THF, diethyl ether, or acetonitrile. In addition to solubility difficulties, deprotonation was not straightforward since treating **4** with lithium diisopropylamide, lithium tetramethylpiperidine, potassium *tert*-butoxide, or potassium hydride led to either decomposition or recovery of starting material. Alternatively, forming the enol silyl ether with TMSOTf also led to a number of products, presumably due to fragmentation of the silylated intermediate. Fortunately, sodium hydride in DMF at 0 °C, after only 3 h, in the presence of excess diphenyl disulfide, afforded bis-sulfide **6** in 92% yield.

The subsequent oxidation/elimination step was designed based on the symmetric nature of **6**. We first tried using the mild oxidizing agent sodium periodate under standard

conditions,⁶ which only returned starting material, even after prolonged reaction times. In contrast, switching to *m*-CPBA cleanly resulted in the oxidation to yield the sulfoxide,⁷ without any evidence of overoxidation to the sulfone. We planned to eliminate the sulfoxide immediately following the oxidation, but interestingly, we noticed that the sulfoxide was partially eliminated even at room temperature after 2 h, as observed by TLC and ¹H NMR. Heating the sulfoxide at 75 °C for 5 min was enough to induce the complete elimination to afford **3** in 85% yield.

The ensuing vicinal difunctionalization⁸ allowed the introduction of both alkyl chains in a tandem 1,4-addition/aldol reaction. The normal addition involves adding **3** to a solution of the copper and organomagnesium compounds; however, in our system, a complex mixture resulted. The key to the success of the reaction was utilizing inverse addition, as described by other researchers.⁹ In alignment with inverse addition, dodecyl magnesium bromide was added to a solution of **3** and CuBr·Me₂S at -78 °C, after which the solution was warmed to 0 °C before adding the aldehyde to produce a 72% yield of alcohol **2** as a single diastereomer.

The dehydration of **2** was unexpectedly problematic when we attempted a mesylation/elimination reaction utilizing excess triethylamine (10 equiv) and mesyl chloride (5 equiv) sequentially added at 0 °C, followed by warming the reaction mixture to 40 °C in dichloromethane over 12 h. Only 42% of the desired elimination product resulted, along with a diastomeric mixture of mesylates and decomposition byproducts. After a number of trials, we found that regulating the temperature was critically important to reduce byproduct formation. Specifically, triethylamine and mesyl chloride were initially added at -78 °C, which was followed by bringing the temperature to 80 °C after DBU¹⁰ addition to favor elimination and increase the yield of *trans* olefin **7** to 65%. The culmination of the synthesis involved a second simultaneous oxidation/elimination step, which converted **7** into parcaseolide A (**1**) in 90% isolated yield. The identity of **1** was confirmed by ¹H NMR, ¹³C NMR, and mass spectral characterization data which exactly matched those found in the literature.^{1,4}

In summary, parcaseolide A (**1**) was expeditiously accomplished in 8 steps from known compounds, with 6.6% overall yield. Overcoming the initial solubility challenges and successfully pairing two transformations in single pot procedures greatly contributed to the overall efficiency of the total synthesis. Furthermore, the

(6) (a) Leonard, N. J.; Johnson, C. R. *J. Org. Chem.* **1962**, 27, 282.
(b) Hiskey, R. G.; Harpold, M. A. *J. Org. Chem.* **1967**, 32, 3191.

(7) For additional information on sulfoxide oxidation–elimination, see: (a) Trost, B. M. *Chem. Rev.* **1978**, 78, 363. (b) Rousch, W. R.; Walts, A. E. *J. Am. Chem. Soc.* **1984**, 106, 721. (c) Nemoto, H.; Nagai, M.; Fukumoto, K.; Kametani, T. *J. Org. Chem.* **1985**, 50, 2764. (d) Krafft, M. E.; Kennedy, R. M.; Holton, R. A. *Tetrahedron Lett.* **1986**, 27, 2087.

(8) For additional reading on tandem vicinal difunctionalization, see: (a) Chapdelaine, M.; Hulce, M. *Organic Reactions*; Paquette, L. A., Ed.; John Wiley & Sons, Inc.: New York, NY, 1990; Vol. 38, Chapter 2, p 225. (b) Taylor, R. J. K. *Synthesis* **1985**, 4, 364. (c) Han, Y.-K.; Paquette, L. A. *J. Org. Chem.* **1979**, 44, 3731. (d) Zoretic, P. A.; Yu, B. C.; Biggers, M. S.; Caspar, M. L. *J. Org. Chem.* **1990**, 55, 3954.

(9) (a) Posner, G. H. *Organic Reactions*; Dauren, W. G., Ed.; John Wiley & Sons, Inc.: New York, NY, 1972; Vol. 19, Chapter 1, p 1. (b) Nielsen, E. B.; Munch-Petersen, J.; Jorgensen, P. M.; Refn, S. *Acta Chem. Scand.* **1959**, 13, 1943. (c) Munch-Petersen, J. *Bull. Soc. Chim. Fr.* **1966**, 471.

(10) For the utilization of DBU for the elimination of mesylates, see: (a) Mendelsohn, B. A.; Lee, S.; Kim, S.; Teyssier, F.; Aulakh, V. S.; Ciufolini, M. A. *Org. Lett.* **2009**, 11, 1539. (b) Schmidt, V. A.; Alexanian, E. J. *J. Am. Chem. Soc.* **2011**, 133, 11402.

distinctive framework of the tetraquinane oxa-cage bis-lactone structure allowed the stereocontrolled introduction of functionality. However, successfully optimizing conditions for the pivotal tandem 1,4-addition/aldol transformation amplifies the potential of our synthetic pathway for comprehensive functionalization.

Supporting Information Available. Experimental procedures, full spectroscopic data, and copies of ^1H and ^{13}C NMR spectra for all new compounds. This material is available free of charge via the Internet at <http://pubs.acs.org>.

The authors declare no competing financial interest.